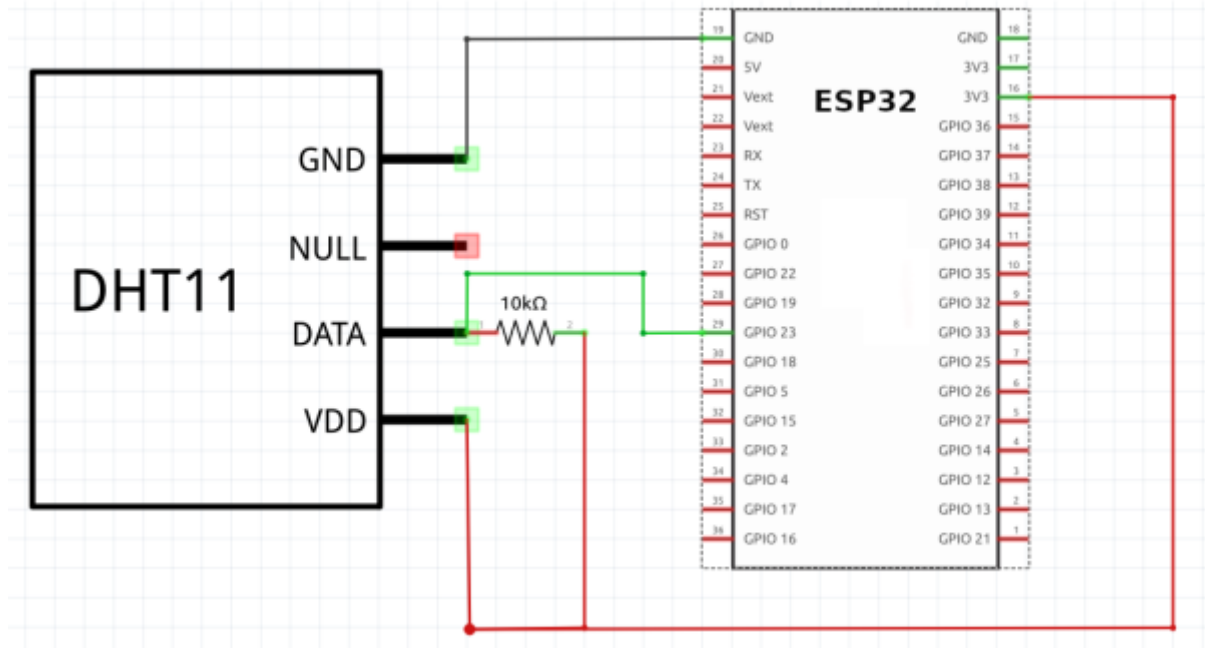


# Affichage temperature DHT11 raccordé sur ESP32

## Schema de raccordement



## Configuration de tasmota

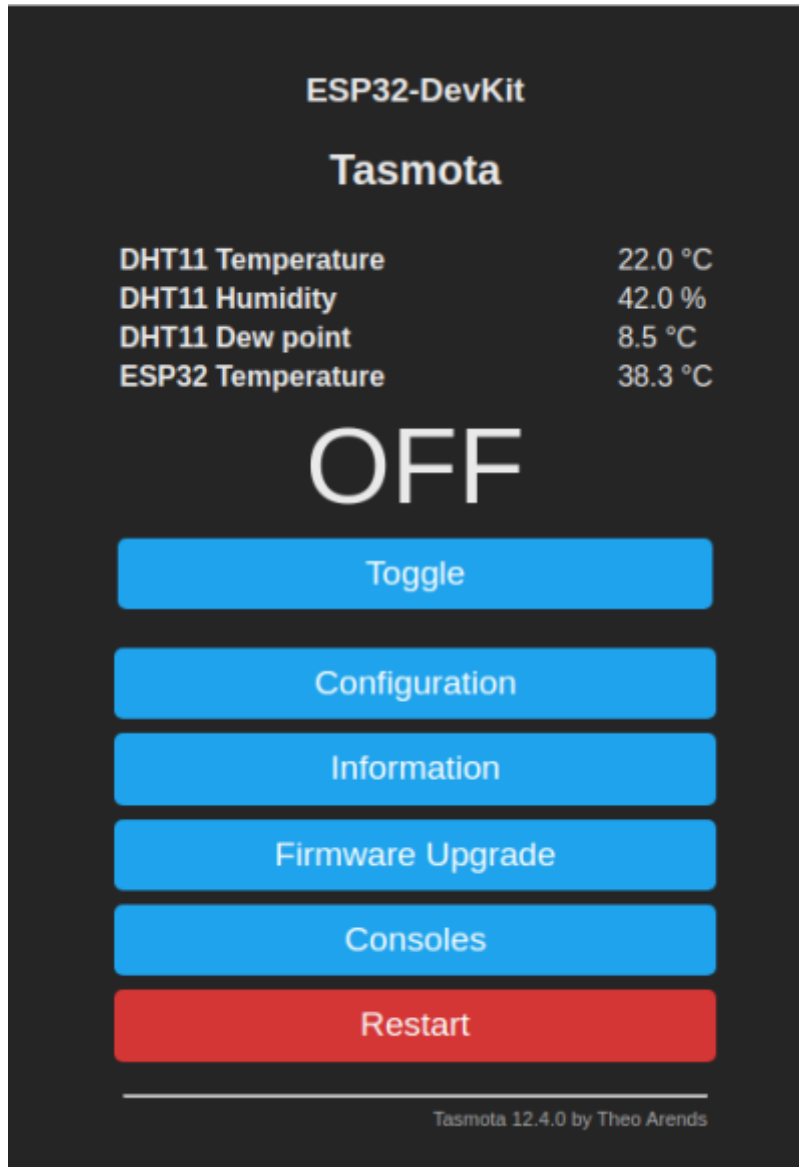
Tasmota avec un DHT11 raccordé sur GPIO23 de l'ESP32

FL GPIO10	None	▼	
IO GPIO12	None	▼	
IO GPIO13	None	▼	
IO GPIO14	None	▼	
IO GPIO15	None	▼	
IO GPIO16	None	▼	
IO GPIO17	None	▼	
IO GPIO18	None	▼	
IO GPIO19	None	▼	
IO GPIO21	Relay	▼	1 ▼
IO GPIO22	None	▼	
IO GPIO23	DHT11	▼	
IO GPIO25	None	▼	
IO GPIO26	None	▼	
IO GPIO27	None	▼	
AO GPIO32	None	▼	
AO GPIO33	None	▼	
IA GPIO34	None	▼	
IA GPIO35	None	▼	
IA GPIO36	None	▼	
IA GPIO39	Button	▼	1 ▼

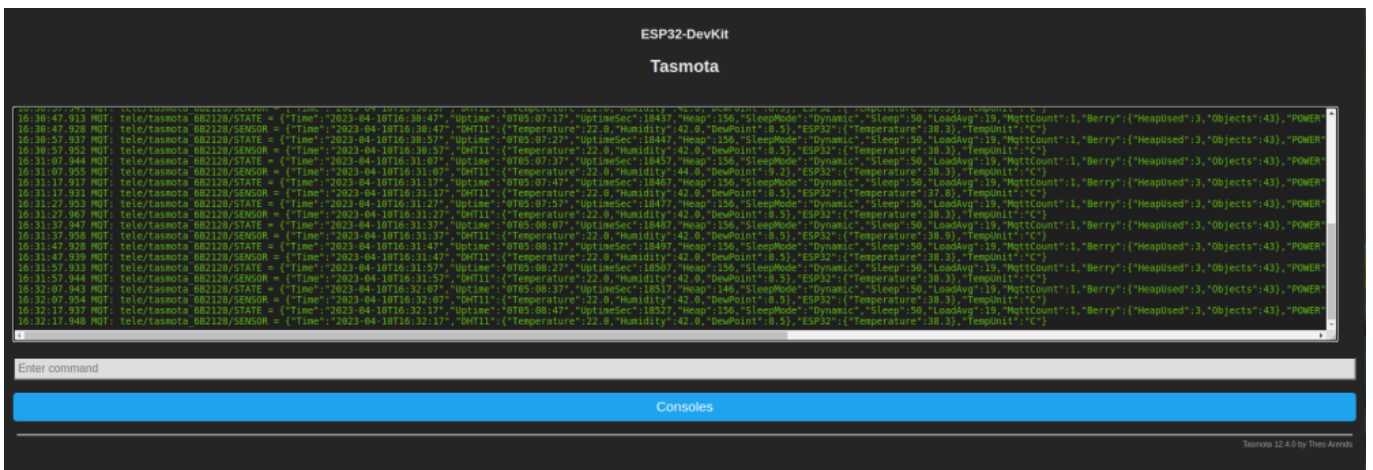
Save

Configuration

Après un retour au menu principal ( main Menu ), on doit voir sur tasmota les informations de temperature et d humidité de notre DHT11

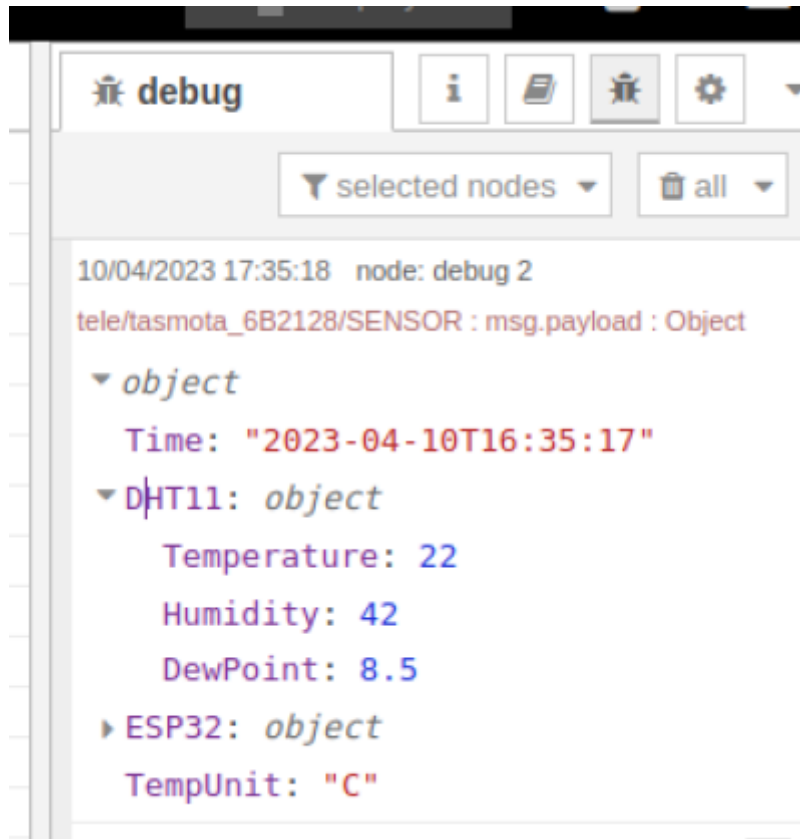


En mode "Console" , on verra defiler les infos du DHT11 : 16:30:47.928 MQT: tele/tasmota\_6B2128/SENSOR = {"Time":"2023-04-10T16:30:47","DHT11":{"Temperature":22.0,"Humidity":42.0,"DewPoint":8.5},"ESP32":{"Temperature":38.3},"TempUnit":"C"}



Affichons maintenant notre Dashboard : [castellab.ddnsfree.com:18xx/ui](https://castellab.ddnsfree.com:18xx/ui) et affichons les infos en mode debug, nous voyons bien la temperature du DHT11 qui s'affiche ( Cliquant sur DHT11) ici temperature

: 22



The screenshot shows a debug console window with a title bar that says "debug". Below the title bar are several icons: an information icon, a copy icon, a refresh icon, and a settings icon. There are also two dropdown menus: "selected nodes" and "all". The main content area displays the following text:

```
10/04/2023 17:35:18 node: debug 2
tele/tasmota_6B2128/SENSOR : msg.payload : Object
  ▾ object
    Time: "2023-04-10T16:35:17"
    ▾ DHT11: object
      Temperature: 22
      Humidity: 42
      DewPoint: 8.5
    ▸ ESP32: object
      TempUnit: "C"
```

From: <https://magenealogie.chanterie37.fr/www/fablab37110/> - Castel'Lab le Fablab MJC de Château-Renault

Permanent link: [https://magenealogie.chanterie37.fr/www/fablab37110/doku.php?id=faire\\_preparation:soireeinfo:tp:corex2:espdht11&rev=1681141145](https://magenealogie.chanterie37.fr/www/fablab37110/doku.php?id=faire_preparation:soireeinfo:tp:corex2:espdht11&rev=1681141145)

Last update: 2023/04/10 17:39

