

ESP32: Mesure de temperature

Liens Web

[ESP32 : DHT11/22](#)

[ESP32 : ServeurWeb1 DHT11/22](#)

[ESP32 : ServeurWeb2 DHT11/22](#)

[ESP32 : Objet connecté DGT11/22](#)

[ESP32 PicoKit : DHT22](#)

[ESP32 : Librairie DHT22](#)

[DHT11/22](#)


[ARduino : DHT11/22](#)

Test en réel sur carte ESP32

Matériel

ESP32 TTGO LORA 32 V2.0



[Caracteristiques ESP32 TTGO LORA 32 V2.0](#)



DHT 22

[Caractéristiques DHT22 PDF FR](#)



	DHT11	DHT22
		
Écart de température	0 à 50 °C +/- 2 °C	-40 à 80 °C +/- 0,5 °C
Plage d'humidité	20 à 90% +/- 5%	0 à 100% +/- 2%
Résolution	Humidité: 1% Température: 1°C	Humidité: 0,1% Température: 0,1 °C
Tension de fonctionnement	3 à 5,5 V CC	3 à 6 V CC
Offre actuelle	0,5 à 2,5 mA	1 à 1,5 mA
Période d'échantillonnage	1 seconde	2 secondes
Prix	1 \$ à 5 \$	4 \$ à 10 \$

Branchement

ESP32 Lora32 V2 + DHT22



Programmes

ESP32_Temperature_serveur_Web.ino

```

/*****
  Rui Santos
  Complete project details at https://randomnerdtutorials.com
*****/

// Import required libraries
#include "WiFi.h"
#include "ESPAsyncWebServer.h"
#include <Adafruit_Sensor.h>
#include <DHT.h>

// Replace with your network credentials
const char* ssid = "xxxxxxxxxxxx";
const char* password = "xxxxxxxxxxxx";

#define DHTPIN 13    // Digital pin connected to the DHT sensor

// Uncomment the type of sensor in use:
// #define DHTTYPE    DHT11    // DHT 11
#define DHTTYPE    DHT22    // DHT 22 (AM2302)
// #define DHTTYPE    DHT21    // DHT 21 (AM2301)

DHT dht(DHTPIN, DHTTYPE);

// Create AsyncWebServer object on port 80
AsyncWebServer server(80);

String readDHTTemperature() {
  // Sensor readings may also be up to 2 seconds 'old' (its a very slow sensor)
  // Read temperature as Celsius (the default)

```

```
float t = dht.readTemperature();
// Read temperature as Fahrenheit (isFahrenheit = true)
//float t = dht.readTemperature(true);
// Check if any reads failed and exit early (to try again).
if (isnan(t)) {
  Serial.println("Failed to read from DHT sensor!");
  return "--";
}
else {
  Serial.println(t);
  return String(t);
}
}

String readDHTHumidity() {
  // Sensor readings may also be up to 2 seconds 'old' (its a very slow
  sensor)
  float h = dht.readHumidity();
  if (isnan(h)) {
    Serial.println("Failed to read from DHT sensor!");
    return "--";
  }
  else {
    Serial.println(h);
    return String(h);
  }
}

const char index_html[] PROGMEM = R"rawliteral(
<!DOCTYPE HTML><html>
<head>
  <meta name="viewport" content="width=device-width, initial-scale=1">
  <link rel="stylesheet"
href="https://use.fontawesome.com/releases/v5.7.2/css/all.css"
integrity="sha384-
fnm0CqbTLWILj8LyTjo7m0UStjsKC4p0pQbqyi7RrhN7udi9RwhKkMHpvLbHG9Sr"
crossorigin="anonymous">
  <style>
    html {
      font-family: Arial;
      display: inline-block;
      margin: 0px auto;
      text-align: center;
    }
    h2 { font-size: 3.0rem; }
    p { font-size: 3.0rem; }
    .units { font-size: 1.2rem; }
    .dht-labels{
      font-size: 1.5rem;
      vertical-align:middle;

```

```

padding-bottom: 15px;
}
</style>
</head>
<body>
<h2>ESP32 Serveur DHT 22</h2>
<p>
<i class="fas fa-thermometer-half" style="color:#059e8a;"></i>
<span class="dht-labels">Temperature</span>
<span id="temperature">%TEMPERATURE%</span>
<sup class="units">&deg;C</sup>
</p>
<p>
<i class="fas fa-tint" style="color:#00add6;"></i>
<span class="dht-labels">Humidite</span>
<span id="humidity">%HUMIDITY%</span>
<sup class="units">&percnt;</sup>
</p>
</body>
<script>
setInterval(function ( ) {
var xhttp = new XMLHttpRequest();
xhttp.onreadystatechange = function() {
if (this.readyState == 4 && this.status == 200) {
document.getElementById("temperature").innerHTML =
this.responseText;
}
};
xhttp.open("GET", "/temperature", true);
xhttp.send();
}, 10000 ) ;

setInterval(function ( ) {
var xhttp = new XMLHttpRequest();
xhttp.onreadystatechange = function() {
if (this.readyState == 4 && this.status == 200) {
document.getElementById("humidity").innerHTML =
this.responseText;
}
};
xhttp.open("GET", "/humidity", true);
xhttp.send();
}, 10000 ) ;
</script>
</html>rawliteral";

// Replaces placeholder with DHT values
String processor(const String& var){
//Serial.println(var);
if(var == "TEMPERATURE"){
return readDHTTemperature();
}
}

```

```
}
else if(var == "HUMIDITY"){
    return readDHTHumidity();
}
return String();
}

void setup(){
    // Serial port for debugging purposes
    Serial.begin(115200);

    dht.begin();

    // Connect to Wi-Fi
    WiFi.begin(ssid, password);
    while (WiFi.status() != WL_CONNECTED) {
        delay(1000);
        Serial.println("Connecting to WiFi..");
    }

    // Print ESP32 Local IP Address
    Serial.println(WiFi.localIP());

    // Route for root / web page
    server.on("/", HTTP_GET, [](AsyncWebServerRequest *request){
        request->send_P(200, "text/html", index_html, processor);
    });
    server.on("/temperature", HTTP_GET, [](AsyncWebServerRequest
*request){
        request->send_P(200, "text/plain", readDHTTemperature().c_str());
    });
    server.on("/humidity", HTTP_GET, [](AsyncWebServerRequest *request){
        request->send_P(200, "text/plain", readDHTHumidity().c_str());
    });

    // Start server
    server.begin();
}

void loop(){

}
```

Ecran serveur web



From:
<https://magenealogie.chanterie37.fr/www/fablab37110/> - Castel'Lab le Fablab MJC de Château-Renault

Permanent link:
<https://magenealogie.chanterie37.fr/www/fablab37110/doku.php?id=start:arduino:esp32:temperature&rev=1615895160>

Last update: **2023/01/27 16:08**

